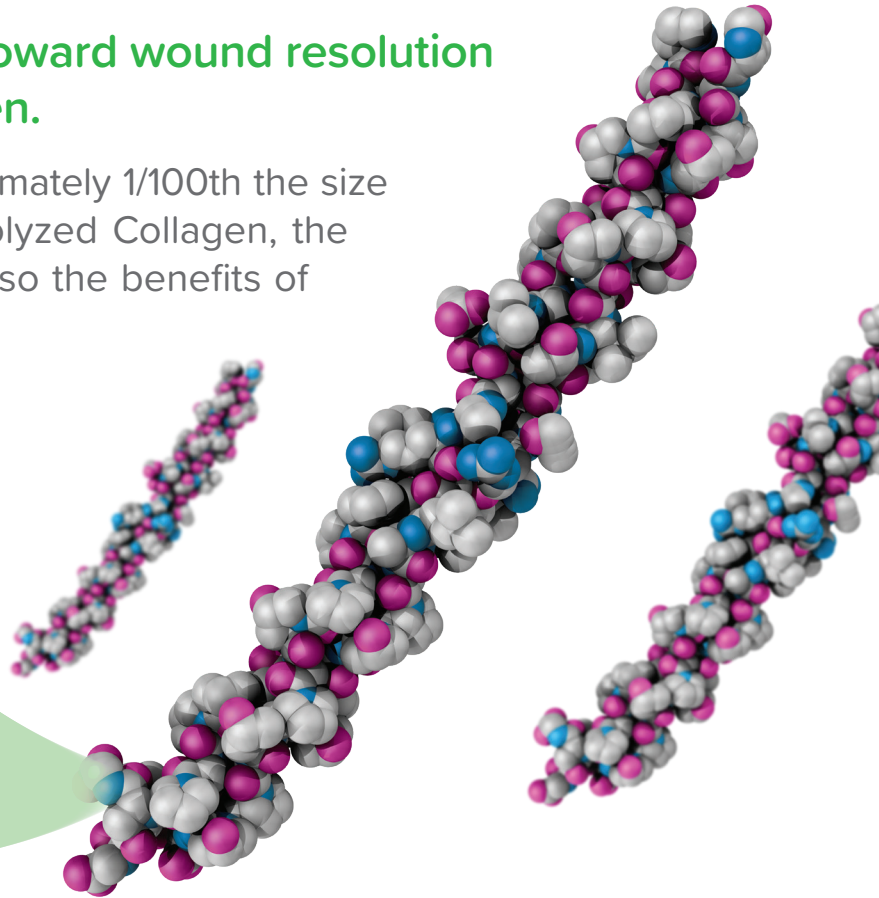
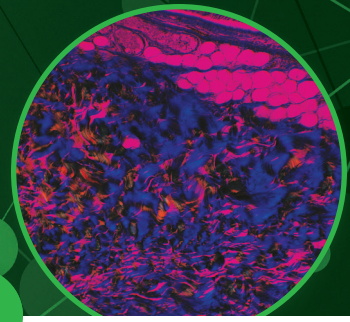




**HYCOL<sup>®</sup>** HYDROLYZED  
COLLAGEN

## THE HYDROLYZED COLLAGEN DIFFERENCE

Give your patients a head start toward wound resolution with HYCOL<sup>®</sup> Hydrolyzed Collagen.

HYCOL Hydrolyzed Collagen is approximately 1/100th the size of native collagen. With HYCOL Hydrolyzed Collagen, the body does not have to break it down, so the benefits of collagen are provided to the wound.



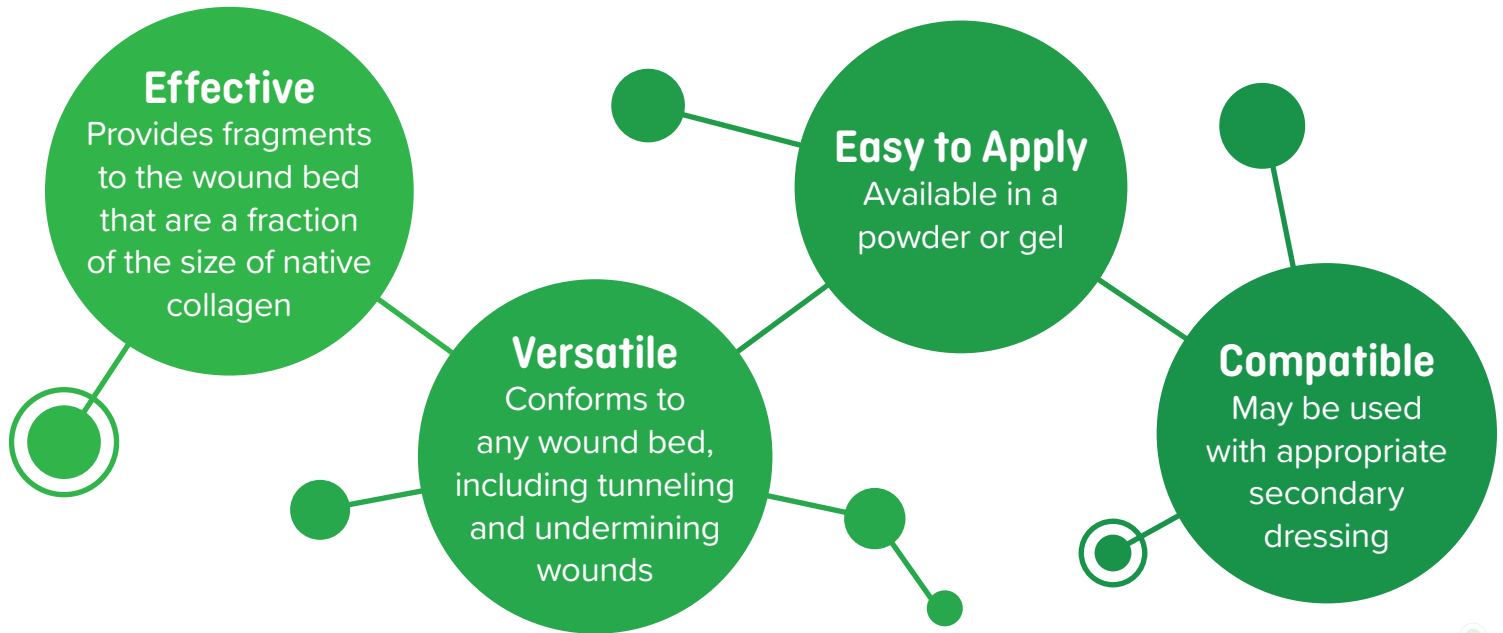
### Safe. Effective. Versatile.

HYCOL Hydrolyzed Collagen is Type I bovine hydrolyzed collagen and contains no additives. It is indicated for:

- Chronic and acute wounds
- Partial- and full-thickness wounds
- Pressure injuries I-IV
- Venous stasis ulcers
- Arterial ulcers
- Diabetic ulcers
- Traumatic wounds
- First- and second-degree burns



## Breaking Down the Benefits



## Application Process



1 Debride the wound bed of slough and necrotic tissue.



2 Apply powder or gel, covering the entire area of the wound bed and wound margin. Gently push powder or gel into any areas of undermining.



3 Apply an appropriate secondary dressing.



4 Reapply a minimum of 2-3 times a week or as necessary.

## HYCOL Ordering Information

Product #	Description	Size	Qty/Box	HCPCS
HCP0110	HYCOL <sup>®</sup> Hydrolyzed Collagen Powder	1 g	10	A6010
HCP0512	HYCOL <sup>®</sup> Hydrolyzed Collagen Powder	5 g	12	XXXX
HCG1010	HYCOL <sup>®</sup> Hydrolyzed Collagen Gel	10 g	10	A6011



**Sanara**  
MedTech  
*Evidence Based Healing*